



# Dutch Balloon Trophy 2023

## General Briefing

17.05.2023 - 20:00




# BERT STUIVER

General Manager



# Roll Call

# Officials



**Goran Grgič (SLO)**  
Event director



**Martin Graf (OOS)**  
Deputy event director



**Johannes Kooistra**  
Safety Officer/Landowner rel.



**Valdemar Mlakar (SLO)**  
Chief Scorer



**Ab Maas**  
Meteo



**Jan Fokken**  
Safety Officer/Landowner rel.


# Officials



Office manager	<b>Brigitte Fouache (BEL)</b>
Scorer	<b>Miro Jakop (SLO)</b>
Scorer/TT/Jury president	<b>Stephen Jones (GBR)</b>
Meteo windsonde	<b>Leon de Groot</b>
Meteo windsonde	<b>Carla de Groot</b>
TT manager	<b>Erwin Pellegrom</b>
TT leader	<b>Vanja Vanovšek (SLO)</b>
TT leader	<b>Marnix Dobbelaere (BEL)</b>
TT leader	<b>Lani Grgič (SLO)</b>
TT leader/scorer	<b>Zuz Bryant (GBR)</b>

TT member	<b>Simona Korošec Grgič (SLO)</b>
TT member	<b>Hendrik-Jan Gommer</b>
TT member	<b>Stefan Bartels</b>
TT member	<b>Wiebe Hut</b>
TT member	<b>Eric Vellinga</b>
TT member	<b>Henrik Hermansson (DEN)</b>
TT member	<b>Olga Mazouchová (CZE)</b>

# Documents handed out




- General Briefing notes
- Safety guidelines
- Official goal list
- Markers



# General Briefing Notes

Rules & details

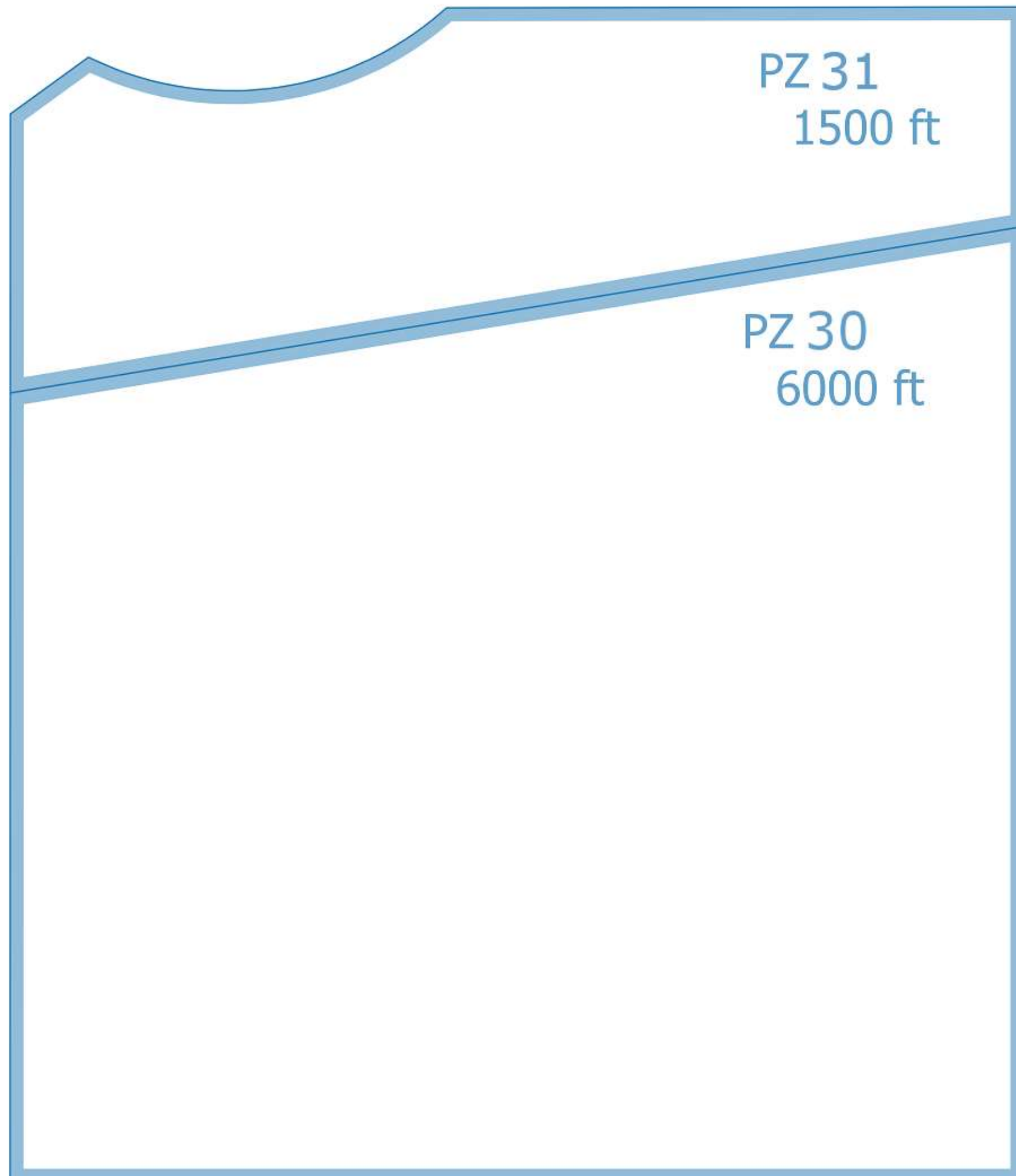

# General Briefing notes



- Official goal list and gpx are published on WMF
- Coordinates on goal list override coordinates in gpx file due to conversion between WGS and UTM format.
- Stephen Jones is Jury President and two pilots will be invited to join him. If Jones is involved, Jan Fokken will take over as Jury President.




# Airspace and contest area



- PZ BLUE 31 altitude can be changed for each flight
- White part on SE corner is national park on German territory
- Friday morning ALL airspace will be closed for balloons at 9:30 NO EXCEPTIONS!

# General Briefing notes




- II.17 DETAILS FOR THE USE OF GPS LOGGERS (6)  
Add under d) Scoring:  
Electronic mark and loger-goal numbers not mentoined in the task data sheet will be ignored for scoring.
- 9.14 LAUNCH MASTERS  
Launch masters will not be used unless otherwise stated in the task briefing.
- 10.2 DANGEROUS FLYING  
Limit checking does not change any manufacturer's limitations. Any limits indicated in the flight manual still apply.
- 12.5 TARGET  
Target will normally be displayed within 100m of the given goal coordinates, as close as possible to the coordinates.
- 12.20 MARKER MEASURING AREA (MMA)  
12.20.1 if not otherwise stated in the TDS, the MMA has radius 50m.

Fee for lost marker is 10€ in cash, no credit cards accepted.


Only one basket number will be in use due technical reasons.

# General Briefing notes



Mandatory to use radio on 122.255

# 10.2 Dangerous flying penalty



## Limitations

The following limitations will be checked at each flight.

The limits apply to a certain difference in vertical speed at a 3D-distance between balloons.


- Limit 1: more than 3m/s at less than 25m
- Limit 2: more than 5m/s at less than 50m
- Limit 3: more than 8m/s at less than 75m

**An additional limit will be applied to the absolute vertical speed of a pilot:**

- Limit 4: more than 8m/s vertical ascent speed**

*Note: This limit must be violated for a consecutive 5s or more to be penalized.*

# 10.2 Dangerous flying penalty



as per Competition Operation Handbook 2023


## Penalty policy

As above, the penalties detailed in the table below are guidance, therefore different penalties may be applied following review of specific cases. Points are CP.

lower balloon				upper balloon			
Vertical speed [m/s]	Limit 1 Penalty	Limit 2 Penalty	Limit 3 Penalty	Vertical speed [m/s]	Limit 1 Penalty	Limit 2 Penalty	Limit 3 Penalty
$0 \leq v < 2$				$0 \leq v < -2$			
$2 \leq v < 3$	50/WRN			$-2 \leq v < -3$	100/WRN		
$3 \leq v < 4$	100/WRN	50/WRN		$-3 \leq v < -4$	200	50/WRN	
$4 \leq v < 5$	300	100/WRN	50/WRN	$-4 \leq v < -5$	400	100/WRN	
$5 \leq v < 6$	500	300	100/WRN	$-5 \leq v < -6$	600	200	100/WRN
$6 \leq v < 7$	700	500	300	$-6 \leq v < -7$	800	400	200
$7 \leq v < 8$	900	700	500	$-7 \leq v < -8$	1000	600	400
8 and more	1000	900	700	-8 and more	1000	800	600

# 10.2 Dangerous flying penalty

as per Competition Operation Handbook 2023




Under several conditions the penalty may be lowered to the next lower penalty (i.e. one line up in the same column of the table) or reduced to a warning where indicated in the table. After analysing the report, or talking directly to the pilot(s), the following factors may lead to such lowering:

- In case where both pilots were “playing” close to each other within 1 - 2 balloon heights (50-150ft) for a while (up and downs). Both were most likely seeing each other clearly and ascents/descents were engaged only after seeing that a collision can be clearly avoided. Longer ascents/descents are more unpredictable, so penalties should be maintained as per table.
- If one balloon initiates his decent 1-2 balloon heights (50-150ft) above another balloon at a safe distance of at least 50m. It is understood that modern balloons could - for a short time - get a high vertical speed, but the momentum would not push the balloons too close within the short time.
- Other unusual or unique cases will be added here as they are encountered.

Limit 4 will be penalized by 250 CP per 1 m/s, or part of, exceeding.

# Marker handling



All available markers have been distributed to you. You must keep the markers after each flight and you are responsible for bringing them to be used in all upcoming flights.


Dropped and measured markers will be redistributed by the officials at the next briefing. Therefore you must check that your dropped markers have been collected by the measuring teams.

Markers with colors not mentioned in the task data are considered “unauthorized marker” for that flight as per rule 12.6.



**IT'S TIME  
TO FLY**

BROWN



**IT'S TIME  
TO FLY**

PINK



**IT'S TIME  
TO FLY**

BLUE



**IT'S TIME  
TO FLY**

GREEN



**IT'S TIME  
TO FLY**

YELLOW




**IT'S TIME  
TO FLY**

RED



# Flight Briefing



- Task data sheet may be published on ENB before the briefing
- Entrance to tent 15' before briefing time
- Audience is welcome, as long as they do not disturb the briefing and stay in the back.
- 10 Km/h are speed limitation on dirt-road, that goes to the tent.



## Dutch Balloon Trophy 2023

Task data sheet  
Flight TEST  
Tasks #REF!

Launch area	CLA4	Sunrise/Sunset	5:35/21:25
Launch period	green flag + 30min	Min. ILP → all goals	-
PZs in force	all active	Next briefing	04:45
Solo flight	not required	QNH	1013
Task	<b>1 JDG Judge Declared Goal (Rule 15.2)</b>	Task order	<b>in order</b>
	a. Position of set goal/target		<b>4231/5658</b>
		MMA	<b>R50m</b>
		Marker color	<b>red</b>
		Marker drop	<b>gravity</b>
		Loggermarker	<b>1</b>
Scoring period	<b>ends at 2100</b>		
Scoring area	<b>entire contest area</b>		
Task	<b>2 PDG Pilot Declared Goal (Rule 15.1)</b>	Task order	<b>in order</b>
	a. Method of declaration		<b>in loggoal #1</b>
	b. Number of goals permitted		<b>1 (only 1 valid declaration during flight)</b>
	c. Goals available for declaration		<b>any coordinate and altitude, min 1km from goal of task 1</b>
	d. Minimum and maximum distances between declaration point and declared goal		<b>minnum 1km, no maximum</b>
		MMA	<b>-</b>
		Marker color	<b>-</b>
		Marker drop	<b>-</b>
		Loggermarker	<b>2</b>
Scoring period	<b>ends at 2100</b>		
Scoring area	<b>entire contest area</b>		




# Request for clarification

Ask the chief scorers for clarification / to check

Time limits are still running

# Complaints and protests



Should be handed over in writing to the following officials ONLY:

- Director – Goran Grgič
- Deputy Director - Martin GRAF
- Chief scorer - Valdemar MLAKAR

Please note: They will only record good reception, not acceptance.


*Format:*

*- paper or*

*- proper pdf with signature via email to [scoringat@gmx.at](mailto:scoringat@gmx.at)*

*(Be aware: reception may only be confirmed later)*

# ENB - watchmefly.net



## Dutch Balloon Trophy 2023

[Home](#) / [Competitions](#) / Dutch Balloon Trophy 2023

 Witteveen, The Netherlands

 Local Time: 21:38:29



Event Details



Results



Task Data



Noticeboard




Pilots

17 May 2023 - 21 May 2023

Combined championship of Netherlands and Belgium

 **Competition Details**

 Director: GORAN GRGIČ

 Combined Logger/Marker Event

# Balloon

I v e

Pay for the competition in the APP  
**FIRST!**



# Setup and training – today!

Start Practice Flight 1

Declare goal into loggergoal 1

Drop marker 1


Finish flight

Latest app version: 2027

Latest BLS firmware version: 4.17



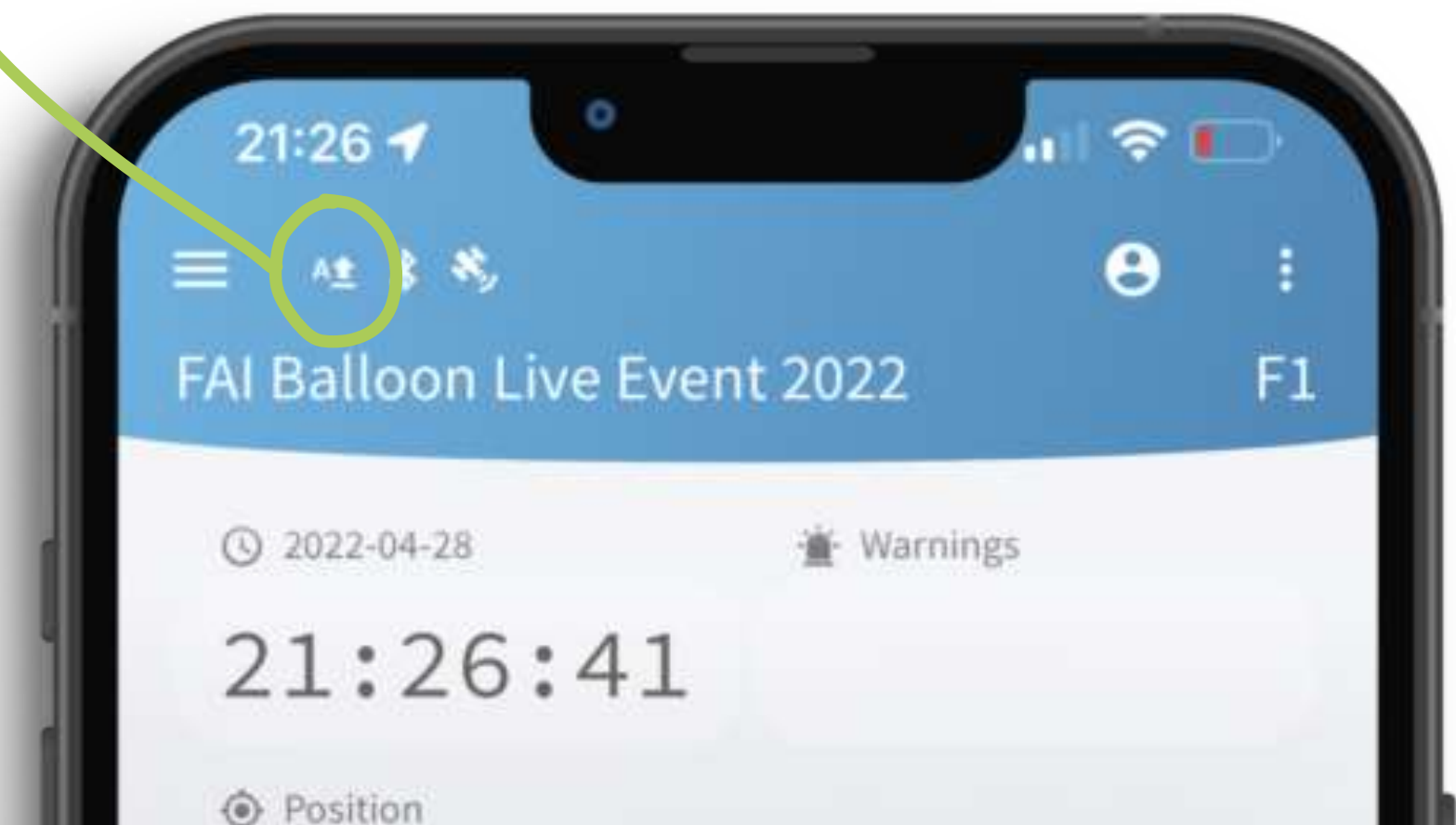

# AFTER LANDING




## 1. Stop flight



## 2. Upload track



# FLIGHT REPORT FORM on [watchmefly.net](http://watchmefly.net)



Fill and submit Flight report on Watchmefly as soon as possible to let our scorers start working.


Check regularly the status of FRF until approved.

We expect your report latest 90 minutes after landing.

We will penalise late undue delay by rule 6.11.2.



# FLIGHT REPORT FORM on [watchmefly.net](https://watchmefly.net)



🏆 WatchMeFly Demo Event 2022

Flight 2 - Sunday 14 Aug 2022 AM

📄 Task Data Sheet

⬆️ Estimated Launch: 06:53:50  
Position: 5732 / 8804

⬇️ Estimated Landing: 08:25:13  
Position: 5106 / 7985

⚠️ Please contact the event officials if any of the data above is incorrect


POST FLIGHT CHECKLIST

📱 Balloon Live App	Tracking Finished
📄 Flight Report Form	Not Submitted
<del>✓ Markers</del>	<del>Need Returning</del>
⚙️ More options	>

If not approved, see reason for rejection and add missing info

For explanation contact Brigitte, building 235 ASAP

# FLIGHT REPORT FORM on [watchmefly.net](https://watchmefly.net)



🏆 WatchMeFly Demo Event 2022

Flight 2 - Sunday 14 Aug 2022 AM

📄 Task Data Sheet

⬆️ Estimated Launch: 06:53:50  
Position: 5732 / 8804

⬇️ Estimated Landing: 08:25:13  
Position: 5106 / 7985


## POST FLIGHT CHECKLIST

📱 Balloon Live App	Tracking Finished
📋 Flight Report Form	Submitted
<del>📍 Markers</del>	<del>All Dropped</del>
⚙️ More options	>

⚠️ Please contact the event officials if any of the data above is incorrect

If tracking finished  
and FRF  
approved,  
no need to come  
for debriefing

# SHARE YOUR TRACK on [watchmefly.net](https://www.watchmefly.net)



## Tracking Link

The Live Tracker allows you to share your latest location and track from the FAI Balloon Live app with others on your team. Click the button below to generate a Live Tracker link to share with your crew and friends.

<https://www.watchmefly.net/tracker/?k=>



## Cancel Link

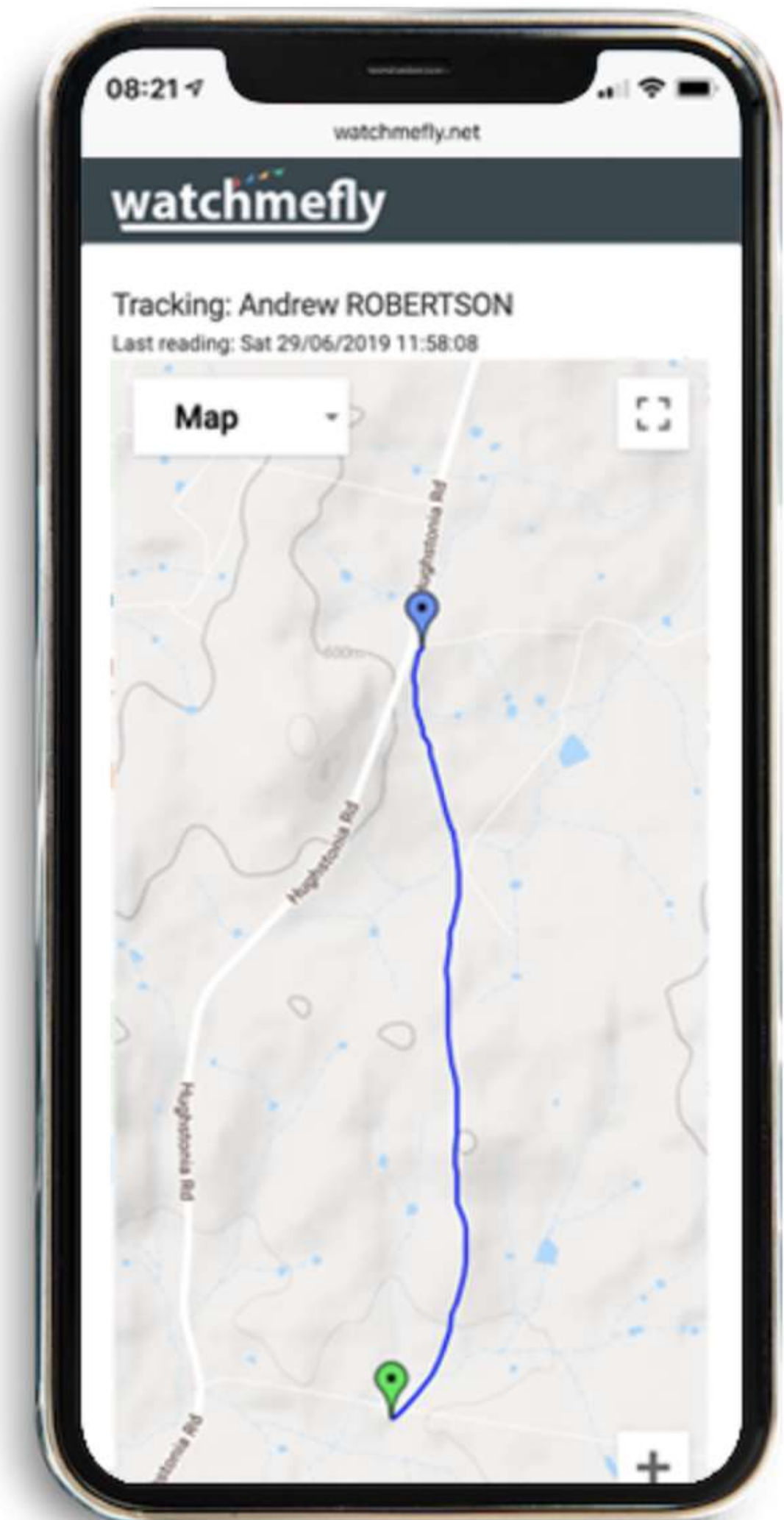
Click on the button below if you want to cancel your Live Tracking Link and stop all friends and crew from being able to see your position and track

Cancel Tracking Link

## Conditions of Use

Please make sure you understand the details below before sharing your location with the Live Tracker:

- Ensure that you only share this link with people you know
- Location sharing is only available for tracks created with the Balloon Live app in "Competition" mode during a Balloon Live event.
- Your Live Tracker link will remain current until you reset it or press the "Cancel Link" button
- You can "Generate New Tracker Link" at anytime. Once you do this, a new tracker link will be created and your existing link will expire.
- Do not share this link on Social Media (e.g. Facebook)






# Weather forecast

Ab Maas

## PROPANE REFUELING INFORMATION & WARNINGS



# Safety guidelines



**AREA:** SAFETY PERIMETER around the LPG-refueling-station is OFF LIMITS for everybody except operators and safety officer. Pilots and experienced crew members under the responsibility of the pilot are allowed within the manifold-refueling area and only for refueling purposes.

**ACCESS & EXIT:** See map in your documents from check-in or electronic notice board.

**UNLOADING & LOADING:**  
Cylinders must be removed from baskets and carried to the refueling.  
No loitering in refueling area. Vehicle lights and engine must be switched off during refueling operations.

**SAFETY:** Within the REFUELING PERIMETER

- PROPANE CAN BE EXPLOSIVE! All possible sources of ignition must be kept away from the refueling area.
- No nylon clothing, banners, flags, etc., allowed in the refueling area.
- No loose strikers in the basket. They must be properly stored and disarmed.
- Only two persons per vehicle in the refueling area.
- Baskets and/or propane cylinders must be removed from enclosed trailers or vehicles if possible.
- Only experienced persons (pilot or crew) will be allowed to refuel.
- No consumption of alcoholic drinks in the refueling area.
- Persons who appear to be intoxicated will not be allowed access to refueling.
- No dogs or other pets in vehicles during refueling.
- No radios, cellular phones, pagers, camera or other electronic items in use.
- The vehicle lights and engine must be turned off during refueling.
- No loitering in the refueling area after refueling.
- Always wear gloves in the refueling area
- Follow the instructions of the refueling personnel
- ABSOLUTELY NO SMOKING!

**FUEL DUMPING:** Fuel dumping after the event is not permitted.

**AUTHORITY:** Safety Officer, Event Director,  
Robo-Gas and Fire Fighting Personnel.

All PROPANE HANDLING SAFETY PRECAUTIONS permanently apply everywhere. This includes FUEL VENTING on any CLP. In addition to a competition points penalty for the concerned competitor, any crew member contravening any safety precaution or instruction will be permanently banned from the refueling area.



**Johannes Kooistra**  
Safety Officer/Landowner rel.



**Jan Fokken**  
Safety Officer/Landowner rel.

# Incident reaction

---

Life threat → Call 112, then Safety officer

In other cases → Call Safety officer

Phone numbers are on back side of your badge.



# BE AWARE



- ✗ DO NOT share pictures, videos
- ✗ DELETE shared live video if possible
- ✗ DO NOT speculate
- ✗ DO NOT give information to public / press


# Recall test

Test now

Check if received

---


If not,  
contact Erwin after  
the briefing







Questions?



Thank you